



# Multi Level Switches Type UNS-2000-S

## Technical Data

The multi Level Switch Series 2000-S is available for shipbuilding with certain limitations in order to comply with shock, vibration and environment requirements.  
The approvals have listed four different versions based upon the maximum total length L0 and the different floats, these are:

















- A) Type A: L0 = max 500 mm, all floats
- B) Type B: L0 = max 400 mm, VA-floats only
- C) Type C: L0 = max 1000 mm, all floats, with bracket(s) at max. 500 mm spacing
- D) Type D: L0 = max 2000 mm with slosh tube and brackets at max. 1000 mm spacing

A wide selection of mounting elements, electrical connections and options allow you to "design" your own switch, within the given dimension limits, for your particular application.
















Beside the standard SS 316 Ti / 1.4571 we can supply flanges in normal steel. Shipping and installation of switches with large flanges can be difficult and therefore a version with a 2" mounting plug to be installed on site in a flange with a 2" hole might be the answer, consult us for details.

For technical data, switch and operation limits of the UNS-2000-S series are as the standard version.

## Contact Wiring and Colour Code

| Group 1 SPST   | Terminal | Group 2 SPDT   | Terminal |
|--|----------|--|----------|
|  L6 | white 1  |  L4 | white 1  |
|  L5 | blue 7   |  L4 | black 9  |
|  L4 | pink 6   |  L4 | red 8    |
|  L3 | grey 5   |  L3 | blue 7   |
|  L3 | yellow 4 |  L3 | pink 6   |
|  L2 | green 3  |  L2 | grey 5   |
|  L1 | brown 2  |  L2 | yellow 4 |
|  |          |  L1 | green 3  |
|  |          |  L1 | brown 2  |
|  |          |  | white 1  |

| Group 3 SPST   | Terminal | Group 4 SPDT   | Terminal |
|--|----------|--|----------|
|  L4 | red 8    |  L3 | black 9  |
|  L3 | blue 7   |  L3 | red 8    |
|  L3 | pink 6   |  L3 | blue 7   |
|  L2 | grey 5   |  L2 | pink 6   |
|  L2 | yellow 4 |  L2 | grey 5   |
|  L1 | green 3  |  L1 | yellow 4 |
|  L1 | brown 2  |  L1 | green 3  |
|  | white 1  |  L1 | brown 2  |
|  |          |  | white 1  |

12 / 04 UNS US 04/1

Barksdale Level Switches

Specifications are subject to changes without notice.

## Specifications for Multi Level Switches Type UNS-2000-S

### UNS 2000-S - VA/T2 - KLS1 - VA52 - L2/2.1

| Contact Mode  | Contact Rating               |
|---------------|------------------------------|
| 1 - SPST (NO) | 250 V AC / DC, 3 A, 100 VAWA |
| 2 - SPST (NC) | 250 V AC / DC, 3 A, 100 VAW  |
| 3 - SPDT      | 140 V AC / DC, 1 A, 60 VAW   |

Order: L1, L2, L3, L4, L5

**Total Length** L0 = ... mm (max. 2000 mm)

**Specify with your order:** L1 = ... mm, L2 = ... mm, etc.

#### Number of Switchpoints

- L1 = 1 Switchpoint
- L2 = 2 Switchpoints
- L3 = 3 Switchpoints
- L4 = 4 Switchpoints
- L5 = 5 Switchpoints

| Float Type | min. Media                             | Material Density | Form     | Dia-meter | Temp. max.                    | Pressure (+20 °C) |
|------------|--|------------------|----------|-----------|-------------------------------|-------------------|
| VA52       | 0,78 g/cm <sup>3</sup><br>W.Nr. 1.4571 | Stainl. Steel    | Ball     | 52 mm     | 150 °C                        | 40 bar            |
| VA80       | 0,54 g/cm <sup>3</sup><br>W.Nr. 1.4571 | Stainl. Steel    | Ball     | 82 mm     | 150 °C                        | 17 bar            |
| BN30       | 0,60 g/cm <sup>3</sup>                 | Buna N           | Cylinder | 30 mm     | 100 °C (Oil)<br>80 °C (Water) | 15 bar            |

#### Electrical Connection

- KLS1 - Aluminum Terminal Box, 6 Terminals
- KLS2 - Aluminum Terminal Box, 9 Terminals
- KS - Cable with Shipbuilding Approvals (1m)

#### Mounting Element

- T2 - G2 Tank screw (not with VA80 float)
  - FL3 - SS Flange DIN 2527 DN 50 PN 16
  - FL4 - SS Flange DIN 2527 DN 65 PN 16
- (Other flanges and mounting threads available on request)

#### Material of Stem and Mounting Element

- VA - Stainless Steel, W. Nr. 1.4571, 1.4408

Level Switches Type UNS-2000-S